
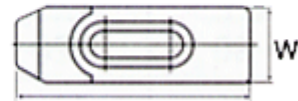
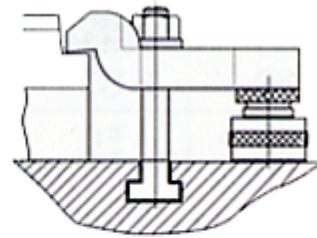


。 Z



Model	BOLT(M)	L	W	H	(\$)
ZC-125	16	125	50	50	32
ZC-160	18	160	60	60	48
	20	160	60	60	52
ZC-200	18-20	200	60	60	55
	24	200	70	70	63
ZC-250	24	250	70	70	78
ZC-320	27-30	320	80	100	120

* S45C

->

->